

NORTHERN ROCKIES BLACKSMITHS ASSOCIATION



DAVE OSMUNDSEN DEMONSTRATING A DROPPED TONG WELD.

**BOARD OF DIRECTORS
PRESIDENT**

Kermit Indreland
20 Witten Lane, Great Falls, MT 59404
406-964-8579/lazykw@yahoo.com

VICE PRESIDENT

David Osmundsen
47 N. Lobban, Buffalo, WY 82834
307-684-2338/info@arrowhead-forge.com

ADMIN/SECRETARY

Vacant

TREASURER

Steven Siegelin
2200 W. Dickerson ST. #33
Bozeman, MT 59718

BOARD MEMBER

Duane Bomar
49 Leopard Street, Sheridan ,WY 59101
307-672-0959/dbomar@bresnan.net

BOARD MEMBER

Marc Scrivner snubbinpost@gmail.com

**Newly Elected First Term Board Members
(as of July 18, 2022):
Norm Doll and Jim Dunn**

EDUCATION CHAIR

David Osmundsen
47 N. Lobban ,Buffalo, WY 82834
307-684-2338//info@arrowhead-forge.com

Joel Machler-LIBRARIAN

5121 Foster Lane, Belgrade, MT 59714
406-388-2917//J.machler@icloud.com

Morris Hallowell-WEB EDITOR

<http://www.hallowellco.com/nrba.htm>

PHOTOGRAPHER—MORRIS HALLOWELL

FACEBOOK

[https://www.facebook.com/
northernrockiesblacksmithassociation/](https://www.facebook.com/northernrockiesblacksmithassociation/)

NEWSLETTER EDITOR

Kermit Indreland and the Board.
We're still looking for help!

Page	CONTENTS
3	From the President
4	From the Editor
5	General Meeting Minutes
6	Educators Corner
7	The Brown Heron
8	Meet our Demonstrator
10	Conference information
11	Going digital for membership/conference registration
15	Member Volunteer Form
16	Buy/Sell/Trade

**Join the NRBA for only \$25 per year;
go to www.nrba.us to join or register for
conferences.**

THE NRBA BLACKSMITHS NEWS is the official publication of the Northern Rockies Blacksmiths Association (NRBA) and is published three times a year. Submission of articles, announcements, book reviews, drawings, photos, etc. is enthusiastically encouraged. Permission is hereby granted to other ABANA chapters blacksmith associations and non-profit and educational metals-oriented groups to reprint any non-copyrighted articles from the NRBA BLACKSMITHS NEWS in their original form so long as credit is given to the author, this newsletter, and the NRBA.

The NRBA, the NRBA BLACKSMITHS NEWS and its contributors disclaim any responsibility or liability for damages or injuries resulting from the use or application of information contained in any article in the NRBA BLACKSMITHS NEWS. The NRBA BLACKSMITHS NEWS makes every effort to ensure the accuracy of the information contained in the articles published herein, but the use of any information or materials is solely at the user's own risk. The NRBA assumes no responsibility or liability for the accuracy, fitness, proper design, safety, or the safe use of any information, technique, materials, tool design, etc. contained herein. The NRBA is a non-profit 501c3 organization.

FROM THE PRESIDENT

So goes the best laid plans for an event, the C-Bug strikes again! Sadly, it got our planned demonstrator Steve Fontanini somewhere among his travels and laid him out just before the conference. What a Bummer! But I got a text from him on the way home saying his fever was down and tested negative for now. So we'll hold him in reserve for another time. Luckily we have Supersmith's among us whereas David Osmundsen, along with Russell Everts, and Jem Blueher who put together a program and kept everything going. John and Diane Standish rolled out the red carpet for the attendees and what an outstanding hosting they gave us! David kept everyone engaged with his demonstration with making the tools to make the special welded rein tong to making a welded cutting edge hand hatchet. With the public invited and an auction handled by a professional auctioneer (Hannah), who volunteered her services, it was nonstop action. Josey's Homemade Mexican catering provided an outstanding array of traditional cuisine that just made you have to go back for seconds, maybe it was thirds! Topped off by a local brewery's creation. Mmmm tasty!. Better contact John if you want the finer details.

On club business, we're initializing a system that would allow people to pay memberships and conference cost online, with some other benefits within the system. Norm Doll is the lead on this project and it should be operating by the time this newsletter comes out. But don't worry we still take cash and checks.

Scott Hall is seeking help with our facebook page for a backup administrator, So if any of you social media types can help, please contact him or one of the board members

Sadly we have three members who's anvils are silent. Tom Tilleman, David Crawford and Jess Tode. If you've known them, please consider contacting the families.

Below are our new ABANA certified Instructors and Blacksmiths. Frank (without certificate) is our highest level instructor and ABANA Education Board member. Please congratulate them on their hard work and accomplishments!



FROM THE EDITOR

Well, it's a learning process! I'm always open to suggestions on topics you members may be interested in or looking for assistance with a problem. That's what this newsletter is all about. Feel free to submit articles on your work or discoveries or problems solved. It's all about learning and keeping the many facets of the craft alive. The following is from our spring conference where Dave Osmondson demonstrated building the tools in making of a sweet belt axe. Jem Blueher demonstrated the making of the eye drift and slot punch. Russell Everts demonstrated making the round punch and hot cut chisel. All tooling needed to make the specialized tongs to hold the axe stock material. The cover page picture is Dave setting the weld on the rein of the winged tong jaw. Fitted to encompasses the axe material to eliminate slipping and wiggling while being worked.



{Continued from page three}

I'd also like to thank Hannah from the Western College of Auctioneering for volunteering her skills and really raising the bar at the auction. It sounds like she'd like to do it again in the fall conference. Also, Mandy from BW Blacksmith coffee for donating a gift basket for our auction. So if you see them around the area please stop and give them a Thank You! Not the least, is for all the members who donated items for the auction. You all make this club shine. Thank You!

GENERAL MEETING MINUTES 2022 SPRING CONFERENCE

NRBA Members Meeting May 21, 2022

Kermit Indreland called the meeting to order at 5:29 p.m.

Approval of the Agenda – MSC: Bill Eyman, Andy Olds, Carried

Approval of the September 11, 2021 minutes – MSC: Andy Olds, Scott Hall, Carried

Accept the Treasurer's report – MSC: Stratis Sylvyn, David Walker, Carried

Education Committee Report– Dave Osmundsen & Frank Annighofer

ABANA Education Report – Frank Annighofer

Frank explained the evolution of the ABANA national education program. As an ABANA board member, he supports new education affiliates in Illinois and New Hampshire. ABANA wants the affiliates to lead Levels I and II education programs and ABANA provide more leadership to Level III. Level III is likely being expanded to include joinery, heavier work, and repoussé

NRBA Educators receiving ABANA certifications – Frank Annighofer

Norm Doll – Level I, Blacksmith Martin Hildreth – Level I, Instructor Steve Fontanini – Level II, Instructor David Osmundsen – Level II, Instructor Russell Evertz – Level II, Instructor Nathan Kimpell – Level I, Instructor Jem Blueher– Level II, Blacksmith

NRBA Education Report – Russell Evertz Reviewed how NRBA is adopting the ABANA criteria and levels. ABANA Level II Zoom Training this spring has received good response. Russell has developed task lists, plans, and other items to improve understanding of and accomplishment of certification requirements The focus is on traditional skills

Andy Olds commended the educators for their role in putting NRBA in a national leadership role on education

Kermit Indreland shared his vision for other educational activities for the club to consider Hammer-ins are a part of our past, could they be a part of our future.

David Walker hosts a monthly hammer in for \$35, supplies a main dish and other pitch in food.

Fall conference will be held at Matt Bandstra's near Livingston

Nominations were opened for Board elections. Frank mentions open for x number days Nominations will remain open until June 23, 2022

President: Kermit Indreland

Secretary: None submitted (Jim Dunn self nominates)

Treasurer: Norm Doll, Contingent on Web

NOTE: After the meeting it was clarified that the membership elects board members and the board then elects the officers from the board membership. Duane Bomar, David Osmundsen, and Marc Scrivner are continuing in their terms, this leaves four open board positions to fill via this election.

New Business:

Members shall be provided an opportunity to select receiving newsletters by mail, email, or both. MSC: Stratis Sylvyn, Jem Blueher, Carried

NRBA authorizes Norm Doll to pursue the new web hosting service as presented at an approximate expense of \$600 per year. MSC: Joel Machler, David Osmundsen, Carried.

Old Business: None

Announcements: The Board will pursue insurance for the trailer.

Kermit will consult with Eric Gould about NRBA providing certification training for veterans.

Public visits to our conference may need to be reconsidered and refined in the future.

Frank asked that members please submit articles for the Anvil's Ring and The Hammer's Blow

Adjourn – MS: Andy Olds, Stratis Sylvyn

EDUCATORS CORNER



Howdy!

Last October a few of us had the opportunity to attend a 2 day clinic with the one and only Mark Asperry. The clinic was focused on the level 3 curriculum grille and was sponsored by the NRBA to help train our in house instructors. Frank Annighofer set the clinic up and it was held near his home at the Roscoe Community Center. Frank, Dave Osmundson, Joel Machler, Jem Blueher, Russell Evertz, and Steve Siegelin attended. Frank and Mark being Level 3 national Curriculum Instructors, Dave a level 2 instructor and head demonstrator for the NRBA, Joel and Jem are level 2 certified and rated level 1 instructors, Russell a level 1 instructor brought his level 2 projects and was awarded his level 2 certification at the clinic (check out the new ABANA Hammers Blow to see Russell's article on his level 2 projects), and Steve came and worked on his level 1 at the clinic and I believe he was done with all but his final gate latch project.

We showed up on a Friday, set up our forging areas and spent the afternoon looking at Mark's table of tools and forged grill elements. He had 3 types of beaded collars: regular beaded collar, beaded collar with square corners and the pinned beaded collar. There are 11 elements to the level 3 grille and 2 days are not enough to demonstrate and practice all of them. So we had to choose what we wanted to see and work on. We chose water leaves, beveled scrolls, center collars with square corners and the Welded Collar (making the swages and the welded collar).

Mark Demonstrated and wrote down all the steps for us as well as figuring the dimensions. Then it was our turn. We dutifully went to our stations knowing we had limited time and then we all tended to rush through and absent mindedly forget a step along the way and one by one I believe we all payed the price and were humbled. We learned to take our time and trust the process. It was a blast! What a great experience. We got a great look at the tooling and finished elements and got some hands on experience and great input from Mark and Frank. We learned a lot from them and each other. We all went away wanting more and excited to get back to our home forges. FUN TMES IN DEED!!!!

Another thing that we noticed after talking to Mark is the importance of the NRBA adopting the same projects and elements as written by ABANA for the National Curriculum. In the past we had a few changes/differences from ABANA for level 2. Joel and Jem are level 2 certified in the NRBA but to be recognized at the National level by ABANA they need to hit the forge again and accomplish a few more projects. Once again Congrats to Russell for accomplishing his level 2 at the National level and Frank for becoming a level 3 National Curriculum Instructor.

By Jem Blueher

The Brown Heron Story

In preparation for our 2021 Fall Conference, as I was bringing the equipment trailer to Bill's place and turning down the lane, I noticed these craft art style birds of varying size and shape along the drive. Bill just happened to be walking along the drive after gathering his mail and so I picked him up in the pickup and mentioned I had been wondering who created these birds that were along the way, low and behold I had the creator in the passenger seat! As I pondered about it after the conference was finished up, I just had to let you into a part of this artist's thoughts. It's taken a lot of pulling to garner this quiet guy's information who's been a part of this club for a long time, so listen up!

My name is Bill Eyman and my wife and I live on a small farm in what's known as the "North Valley" of Helena, Montana. There are Blue Herons as well as other bird populations on our drainage ditch and I thought it appropriate to introduce my own style of bird to the mix.

A few years ago I attempted to do some artwork that resembled a Heron. What resulted was what I named a "Brown Heron" A.K.A Spade bird. I used what I had on hand and also was given various parts by a friend that mentioned she had some driftwood lying around that might make a nice bird head. The neck consists of long heavy pipe bent to resemble the arch of the neck. The body is of course an old spade that worked well for the body and breast parts it seemed the correct size for my purposes. Other parts of the body are from old crusher screen from a gravel classifier. Pin feathers were made from MIG welding wire or rod depending on the bird I was trying to represent at the time. Legs were created from ½ inch rebar and the feet are from an old scythe I had laying around that wasn't being used.

Yours can be made from whatever you like, but everything used here was free and destined for the landfill if I didn't repurpose them.

I come from a family where my great grandfather was a wheelwright and my grandfather did black-smithing to keep his machinery working, I guess in a way it's my way of keeping it all in the family. Although these animals don't have much to say, they always are inviting people to stay. Making these have helped keep my sanity at times while living here. Granted this is not true Blacksmithing by any means it's still a type of art form to me.

Bill Eyman





Jem Blueher **IS** Our level 2 certified ABANA and NRBA blacksmith and level 1 instructor and NRBA member since the late 90's.

Jem got interested in NRBA after a chance encounter with Jack Parks, a South Dakota blacksmith, who visited Jem's shop in Livingston while on his way to demonstrate for a NRBA conference in Bozeman. Jack talked Jem into coming to his conference and Jem has been involved with the club ever since.

Jem started out by listening to demonstrators, participating in mini classes and hammer ins, and absorbing material from any blacksmithing book he could get his hands on. And studying and completing the latest NRBA and ABANA curriculum levels for blacksmith and instructor.

Always learning and moving forward. Jem is owner/operator of Anvil Wagon Works in Livingston, Montana. Building and rebuilding wagons, coaches, sleighs and horse drawn implements. A wainwright, wheelwright, woodwright, blacksmith, upholsterer (diamond tufting, folding and stationary tops), and painter/pinstriper.

In addition to all that he is also a wood carver – carving faces in wood. When Mark Aspery demonstrated his Wizard face at a conference, Jem was intrigued. Loving the face, but wanted more of a distinguished nose. Doing research by way of the internet he found a way to draw out a nose that he could be proud of – and the "OLD MAN" came to life. See photos on the next page.

Jem is proud to pass on the making of the tooling needed and the process of making the "OLD MAN". Jem, with help from his friends and fellow NRBA instructors – Russell Evertz, Joel Machler, and Martin Hildreth– will demonstrate making 7 punches and a $\frac{3}{4}$ ball hardie spring fuller and use them to make an "OLD MAN" in steel. This is a hands on conference and everyone will get a chance to make their own tools and "OLD MAN". Bring your anvil and forge and come and play.



Above, Tooling we will be making to make the Old Man.

Left, Old Man bottle opener.

Right, Old Man wood-carving by Jem.



NRBA Fall Conference September 16-18

Hosted by Matt Bandstra, 46 Deep Creek Bench Rd:
(406)223-5986, email matthewtbandstra@gmail.com

From Livingston, head south on 89 for about 3 miles. Turn left on East River Road and drive 5 Miles and make a left on Deep Creek Bench Road. Make second right on DCBR and the signs should take you into the camping area.

A couple of camping options for those wanting full hookups are the Livingston/Paradise Valley KOA (406)222-0992, which is maybe 4 miles down the road. Osen's Campground (406)222-0591 is right on the south end of town. Both places have websites.

Thursday

Please show up early to help with setup.

Matt has non-hookup camping. Bring leveling boards/blocks for campers and tents. **Supper for setup crew.**

Bring auction items as well as goods you want to sell since the public is invited Saturday

Friday

7:00 Chefs start cooking Breakfast .

8:00 Registration, Introductions, and Safety Briefing

Demonstration/Hands on

Lunch

Demonstration/Hands on

Break for supper on your own

Saturday

7:00 Chefs start cooking Breakfast

Registration and General Meeting discussion during breakfast

Demonstration/ Hands on

Lunch

1:00 Demonstration/Hands on with free public viewing and sales

4:00 Live Auction

6:00 Dinner Catered

Sunday

7:00 Chefs start cooking breakfast

Demonstration/hands on

Lunch

Tear Down, Pack up the trailer, and Cleanup

*****Instructors will be available throughout the conference to help you with questions or problems you are having on Education Projects in all three levels*****

VERY IMPORTANT NOTICE/INFORMATION

Folks, We're migrating to the modern age for membership management encompassing online dues and conference registrations. Norm Doll has worked tirelessly on this project and I'd like everyone to give it a try registering for our fall conference and provide feedback so we can correct any difficulties. So when you see this letter or a version similar via email or snail mail, that's what it's all about.

Thanks, Kermit Indreland, President NRBA

*****EXAMPLE*****

We have launched our new website, www.NRBA.US . As an active member you have full access to all of its functions including signing up for the Fall Conference, showing pictures of your blacksmith work and loading any smithing documents of interest. Your user name is: _____ and your temporary password is: _____. You will be prompted to set a more permanent password when you sign in for the first time.

We encourage you to use the website to sign up for conferences but don't worry if you don't have access to online purchases, you can still do it manually by mail as you have in the past. You can download a registration form from the website or request one from Norm by phone or text at 406 404-6346, email if at all possible at normdoll@nrba.us or mailing him at;

Norm Doll

8425 Sypes Canyon Rd

Bozeman, MT 59715

If you have any questions or want assistance regarding the use of the website please contact Norm.

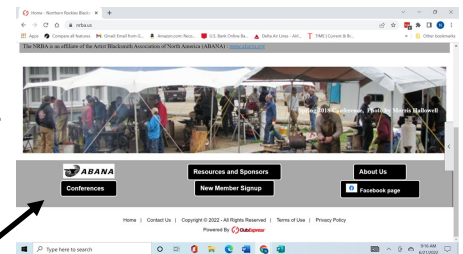
We hope you enjoy use of our new website which includes a link in the About Us button to our past site that remains active.

Kermit Indreland

President

Using our website, www.nrba.us to register for the Fall Conference

By now you should have received an email from Club Express/NRBA (or letter if we don't have an email address for you) with your user name and temporary password. It has instructions on logging in for the first time. This is how you'll register for the fall conference at Matt's. It is our intent that this will be simple for you and us to administer our association. Don't worry if you don't have email or don't use the internet. You can still register manually by emailing (if possible) Norm at normdoll@nrba.us (or normdoll@gmail.com which works the same as the nrba address) or texting/calling him at 406 404-6346 so that we can keep our registration records current. The following screenshots are intended to lead you to the buttons to click, they are probably too small to read.

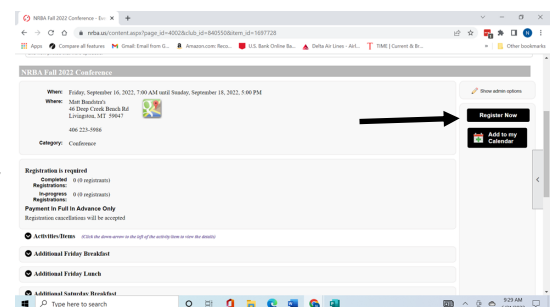


To register online log in to the site at www.nrba.us, then click the Conferences button on the bottom of

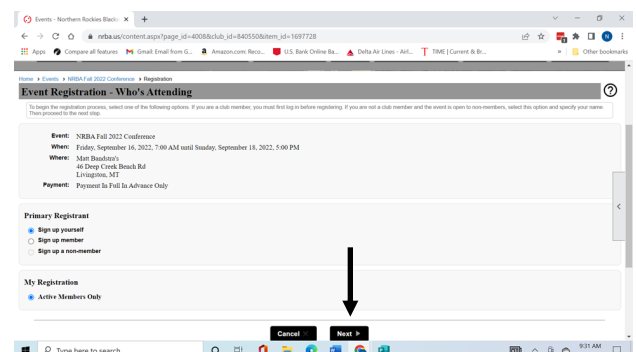
the page.



Then find the Fall Conference listing and click on it.



That will take you to this page, click on the Register Now button. Here you will see the map logo which will present a map to the site so you can print it if you want.



The next page will show you are registering for yourself which you can change if needed. Click next to go to the selection page, which is just like our past paper forms shown on the next page of the newsletter.



[Home](#)

[Membership Directory](#)

[Photo Albums](#)

[Event Calendar](#)

[News](#)

[Business Directory](#)

[Education Program](#)

[Contact Us](#)

[Home](#) [Events](#) [NRBA Fall 2022 Conference](#) **Registration**

Event Registration - Activities

Event: NRBA Fall 2022 Conference

When: Friday, September 16, 2022, 7:00 AM until Sunday, September 18, 2022, 5:00 PM

Where: Matt Bandstra's
46 Deep Creek Bench Rd
Livingston, MT

Payment: Payment In Full In Advance Only

Activities for Norm Doll

Activities/Items

Click the arrow to the left to view or hide the activity/item details. Check the box on the right to add each activity/item to your registration.

Additional Friday Lunch

1 at US\$ 8.00ea

Additional Saturday Lunch

1 at US\$ 8.00ea

Additional Saturday Dinner

1 at US\$ 15.00ea

Additional Sunday Breakfast

1 at US\$ 6.00ea

Full Conference Registration \$90 until 9/1 then \$105

US\$ 90.00

Bring an auction item, save money

US\$ -10.00

One-day attendance

US\$ 50.00

Registrant Total: US\$ 0.00
Registration Total: US\$ 0.00

[Back](#)

[Cancel](#)

[Next](#)



[Resources and Sponsors](#)

[About Us](#)

[New Member Signup](#)

Make Selection Here

Choose Quantity

Total due will show here

Click Next when finished

The Last Steps!

Read and agree to conference terms here, then click Next.

Event Registration - Disclosure/Assumption of Risk

To register for this event, you must read the following Disclosure/Assumption of Risk carefully and indicate your assent by checking the "I Agree" checkbox at the bottom of the page.

Event: NRBA Fall 2022 Conference
When: Friday, September 16, 2022, 7:00 AM until Sunday, September 18, 2022, 5:00 PM
Where: Matt Bandstra's
 46 Deep Creek Branch Rd
 Livingston, MT
Payment: Payment in Full In Advance Or At Event

Disclosure/Assumption of Risk

DISCLOSURE/ASSUMPTION OF RISK: I hereby acknowledge that by attending the NRBA Conference, I assume all risks, hazards for myself and those under 18 (minors) accompanying me. This includes but is not limited to all risks, hazards and dangers that are present on the property by reason of its location, the terrain, and various equipment located on the property. By signing below, I specifically waive and release NRBA, its Board, Members, Site Host, Company, Employees and family from any liability, loss, injury or damage (personal or property) to me, and minors accompanying me. I understand that unaccompanied minors and non-blacksmiths are not allowed in the forging area and may not use forging equipment. All persons are required to have and use eye and hearing protection while in the forging or forging area.

☒ I agree for myself and on behalf of everyone included in this registration.

[Back](#) [Cancel](#) [Next](#)

Click Complete Registration with one of these buttons to go to the Payment page.

[Back](#) [Cancel](#) [Complete Registration](#) [Print Summary](#)

Event: NRBA Fall 2022 Conference
When: Friday, September 16, 2022, 7:00 AM until Sunday, September 18, 2022, 5:00 PM
Where: Matt Bandstra's
 46 Deep Creek Branch Rd
 Livingston, MT
Payment: Payment in Full In Advance Or At Event

Registrant Information

Activity Fees Information

One-day attendance

When: Friday, September 16, 2022, 8:00 AM until 5:00 PM
Where: Same as event
Rich Doll

Registration Total: US\$ 50.00

Payment Information

You may pay for this registration in advance or at the event. Please make your selection below and click the "Complete Registration" button to reserve your space. If you want to pay in advance, you will use the Payment page. Depending on which options this organization has configured, you may be able to pay with a credit card online or print an invoice and pay with a check. [Pay in advance](#) [Pay at event](#)

[Back](#) [Cancel](#) [Complete Registration](#) [Print Summary](#)

Select Payment method here. Credit Cards and PayPal are preferred but mailing a check is accepted. Follow the instructions to complete your registration.

Make Payment for Rich Doll (7)

The list below shows outstanding payments due. Use the dropdown to select which payments you wish to make. The available payment options are for the "Pay Now Method" dropdown. Select a selection and follow the instructions. You may print an invoice as a copy of this page by using the "Print Invoice" at the bottom of the page.

Event Registration	Due \$0.00	Pay \$0.00
8/10/2022 - Sep 10/22		
Sep 16, 2022 - NRBA Fall 2022 Conference	\$0.00	
Rich Doll - One-day attendance	\$0.00	
Transaction Total:	\$0.00	
Total Selected For Payment		US\$ 50.00

Payment Method: Select Payment Method

Payment Details: Select Payment Method

Review the payment: PayPal (Check) wish to pay for now. Then, select a payment type and follow the instructions provided.

Other Payment Options: PayPal or Credit Card Preferred

Refund Policy: All payments are final. We do not provide refunds for membership signups and renewals, event registrations, donations, storefront purchases, or other misc. charges unless circumstances warrant. Please carefully review the charge(s) checked above and be sure you know what you are paying for. The refund policy is set by Northern Rockies Blacksmith Association. If refunds are available, requests must be directed to Northern Rockies Blacksmith Association - they cannot be handled by ClubExpress.

[Print Invoice \(PDF\)](#) [Print This Page](#) [Submit Payment](#) [Pay Later](#)

If you have any questions or need help of any kind do not hesitate to contact Norm at 406 404-6346 by text or call or email, normdoll@nrba.us. Thank you for your patience and understanding getting this whole thing online and working, it is much appreciated.

Norm Doll

Northern Rockies Blacksmith Association

Volunteer Sign Up and Officer Nomination Form

Please consider volunteering or nominating others to help support NRBA's work. It takes a lot of people to put on the conferences and advance our educational goals. We need your help to serve the professional and hobby blacksmiths in the Northern Rockies and Great Plains.

Sign up or nominate people below.

Send completed forms or equivalent information to nrbamontana@gmail.com or

Leadership or Service Opportunity		Nominee, self-nomination is welcomed
Board Member (by election)		
Board Member (by election)		
NRBA Secretary		
Newsletter Editor		
Conference Meal Organization and Preparation		
NRBA Trailer Storage and Transport		
Conference Host (third weekends of May and Sept.)		
Support of video production or social media presence		
Other ways you wish to contribute, please note them		

BUY/SELL/TRADE/ANNOUNCEMENTS

Consignment Sale Opportunity: Jason Valler of Valler Coffee, Lincoln, MT would like to set up a consignment area for locally forged items (Northern Rockies Members) in his retail store and coffee-house. Contact Jason at 406-362-4444 or valler@gmx.com for details

GILMORE HYDRAULIC FORGING PRESSES FOR 2022 We offer 2 sizes, the 25 Ton Daily and the 50 Ton Super Press. At 65" tall it will easily pass through doorways and fit below overhead shelving. To learn more about these amazing tools take a look at our website: gilmorepresses.com Call us to order yours today. 406-961-1861 or email: glenn@gilmoremetal.com

Arrowhead Forge School of Blacksmithing: David Osmundsen offers beginning to advanced skills training in week-long and multi-week classes. Buffalo, Wyoming <http://www.arrowheadforge.com/blacksmithclasses>.

New Agrarian School: Jeffrey Funk offers a wide range of beginner, intermediate, and advanced classes. Big Fork, Montana <https://www.newagrarianschool.org/>

Fraser River Forge: Train with a traditional German Journeyman Blacksmith in all forms at your own speed. You dictate the speed at your learning ability. Contact Roy Miller or Joshua Hooe at www.fraserriverforge.com. 778-991-2707 Located in Vancouver, Canada

Coal for sale: 50lb bag blacksmithing coal, \$35 per bag, \$30 if purchasing 10 bags or more. Contact Hial Steele at (406)581-1983. Talking preferred, text only if call fails.

Special Sale on Mark Aspery book Volume I. Save 25% over the regular price by buying this book through NRBA. \$50 instead of \$66 It can be picked up in Bozeman or at our fall conference. To order, send an email requesting the book to nrbamontana@gmail.com. Steve will email you an invoice for the sale. Sale will be on a first come, first served basis. If payment is not received within two weeks of the invoice, the book will be released back into the sale inventory.

Disclaimer: Buyers/Sellers/Traders agree that use of this service is entirely at the risk of the Buyer/Seller/Trader. This service is provided on an "as is" or "as available" basis, without any warranties of any kind. All express and implied warranties, including, without limitation, the warranties of merchantability, fitness for a particular purpose and non-infringement of proprietary rights are expressly disclaimed to the fullest extent permitted by law. To the fullest extent permitted by law, NRBA disclaims any warranties for the security, reliability, timeliness, accuracy, and performance of items on this list. NRBA disclaims any warranties for